



## ST JOSEPH'S INDIAN HIGH SCHOOL

### STUDENT LOGIN - 2022 HELP GUIDE


Link:

<https://sjhigh.schoolphins.com/student/>

Login page

Step 1: Login with credentials

Sign In




ST JOSEPH'S INDIAN HIGH SCHOOL

**SIGN IN**

**CLICK HERE TO INSTALL AS APP**

[Click here to help](#)  [Forgot Password](#)


©2022-23 schoolphins The Wings of an Education.

Note:

- Login with Username and default password (sjih@123)

**Step 2: Click Here to Install as APP**

Sign In



ST JOSEPH'S INDIAN HIGH SCHOOL

Username (Register Number)\*

Password\*

**SIGN IN**

**CLICK HERE TO INSTALL AS APP**


Install the App  
in system/mobile

[Click here to help ?](#) [Forgot Password](#)

**St Joseph Indian high school app is downloaded to the system**

## Forgot Password: Click on Forgot Password

Sign In



ST JOSEPH'S INDIAN HIGH SCHOOL

Username (Register Number)\*

Password\*

**SIGN IN**

**CLICK HERE TO INSTALL AS APP**

[Click here to help](#) [Forgot Password](#)


©2022-23 schoolphins The Wings of an Education.

Click here

### Note:

Enter Register number and Date of Birth to change the password

Forgot Password



ST JOSEPH'S INDIAN HIGH SCHOOL

Register Number\*

Date of Birth\*

**CHANGE**

[Back to Login](#)

©2022-23 schoolphins The Wings of an Education.

### Step 3: Fill the student personal details

The screenshot shows a web form titled "Please Fill the Details" for a user at St Joseph's Indian High School. The form is organized into a grid of input fields. The left sidebar contains navigation options: Dashboard, Study Materials, Attendance, My Suggestions, and Profile. The form fields include:

- Date of Birth\* (text input)
- Place of Birth\* (text input)
- Gender\* (dropdown menu)
- Blood Group\* (dropdown menu)
- Caste\* (text input)
- Sub Caste (text input)
- Category\* (dropdown menu)
- Nationality\* (dropdown menu)
- Aadhaar No\* (text input)
- Religion\* (dropdown menu)
- Mother Tongue\* (text input)
- Email (text input)
- Father Name\* (text input)
- Mother Name\* (text input)
- Father Email (text input)
- Mother Email (text input)
- Father Profession (text input)
- Mother Profession (text input)

### Step 4: Fee payment

The screenshot displays the "Dashboard / Overview" page of the SchoolPhins system. The page features a sidebar with navigation links: Dashboard, Study Materials, Attendance, My Suggestions, and Profile. The main content area contains several blue-tinted cards:

- CLASS X**: Includes a building icon and the letter 'X'.
- SECTION A**: Includes a pencil icon and the letter 'A'.
- MATERIALS**: Includes a book icon and a "View Materials" button.
- SUGGESTIONS**: Includes a speech bubble icon and a "Suggestions" button.
- PROFILE**: Includes a person icon and a "View Profile" button.
- FEE PAYMENT**: Includes a banknote icon and a "Payment" button. This button is highlighted with a red border, and a red arrow points to it with the text "Click here for fee payment".

## Step 5: Click here to pay

**SchoolPhins** ST JOSEPH'S INDIAN HIGH SCHOOL

### Fee Payment - 2022

Fee Info	
Register No.	117
Class	X-A
<b>Total Fee</b>	<b>24000</b>
<b>Fee Paid</b>	<b>0</b>
<b>Balance</b>	<b>24000</b>

Payment Info				
Date	Receipt No.	Paid Amt.	Mode	Status
Fee Paid info not found.				

[Click here to Pay](#)

**Click here to pay**

**ST JOSEPH'S INDIAN HIGH SCHOOL**

Pay ₹ 24,000  
Order ID: SJHG382

**SCAN QR TO PAY**  
Scan QR code using Paytm or your preferred UPI app ⓘ

**paytm | UPI**

Click to enlarge

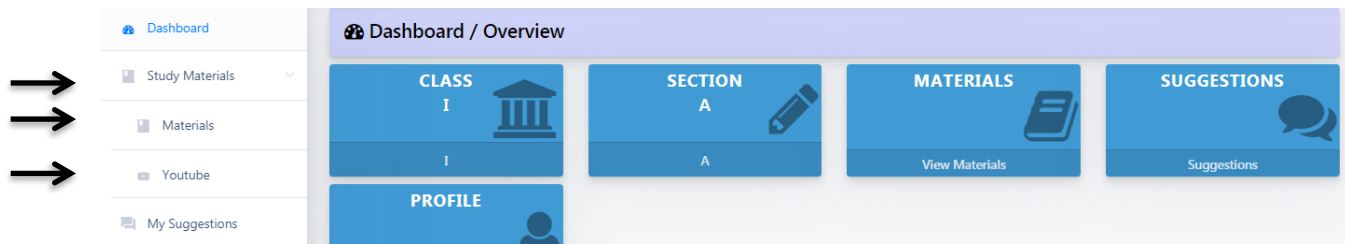
**SELECT AN OPTION TO PAY**

Debit / Credit Cards

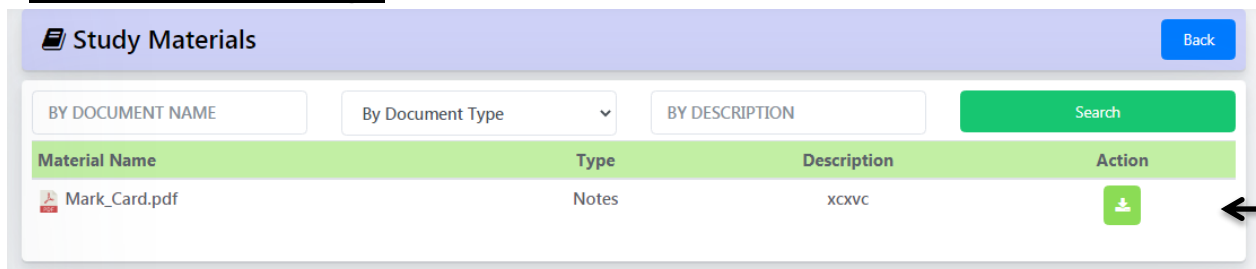
**Proceed**

**Proceed the payment**

- Click on Study Material Menu. Where you can get pdf notes, e-book, question paper in Materials Sub Menu and you can get subject related videos in YouTube Sub menu.



- **Study Material Page**

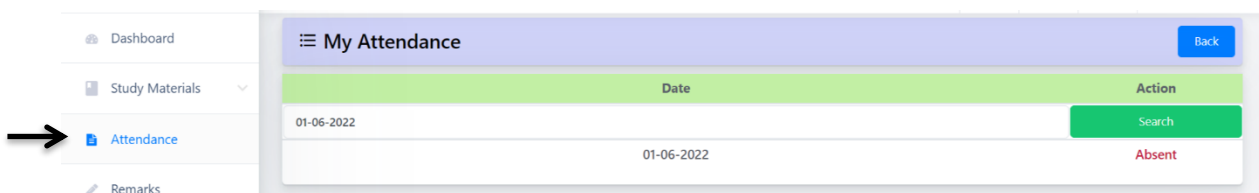


- In Action Column, You can download the notes, pdf notes, e-book, question paper with download button

- **YouTube Page**

- In Action Column, You can watch the video with eye button.

- Click on Attendance Menu.



- You can search attendance details based on date.

- **Click on Remarks Menu.**

Date	Type	Description	Attachment
22-06-2022	test	sassas	
22-06-2022	test	ssssas	<a href="#">Download</a>
18-06-2022	test	sss	

- Here you can view your remarks.

- Click on My Suggestions Menu.

- **My Suggestions Page**

test  
16 FEB 2021 12:00 PM

hjhjh  
16 FEB 2021 12:00 PM

Select From Type a message Send

- Here you can view the replies or message that you sent.
- Select From Parent or From Student option, and type the message. Click on Send Button to send the message.

- Click on Profile Menu.

**My Profile** Back

[Personal](#) [Family](#) [Academic](#) [Change Password](#)

**Name** : JOTHISH R

**Religion** : HINDU

**Nationality** : INDIAN

**Caste** : CC

**Sub Caste** : SS

**Category** : 2A

**Permanent Address** : FDDDFD

**SAT No.** : SDFSDF

**DOB** : 01-12-2019

**MOB.** : 4334433434

**EMAIL.** : Not Updated

Note: For any queries contact school office

- In Personal Tab, you will get the personal Information.
- In Academic Tab, yours academic information is displayed.
- Note: change password, Type your old password, new password and Retype the new password and click on update button.